

# THE MOST VERSATILE OFF-ROAD VEHICLES IN THE WORLD

## ARGO 8X8 750 HDi

An 8-wheel drive amphibious off-road vehicle with an OHV V-Twin liquid cooled 748cc, 31 hp Kohler Aegis LH 775 electronic fuel-injected engine. It features effective throttle response, excellent fuel economy, reliable cold weather starting and outstanding high-altitude performance.

### PREMIUM FEATURES

- Innovative triple differential ADMIRAL steering transmission, available as standard or high torque version, provides even torque to all 8 of the big 25" ARGO tires
- Increased efficiency results in more power to the wheels for optimum performance
- Improved engine compartment cooling
- Large triple sealed bearings
- Heavy duty axles
- Self-adjusting hydraulic vented disk brakes
- Easy-to-remove firewall and floor boards
- Under seat storage and easy access to battery compartment
- Optional suspension seats (standard on 750 HDi Special Edition)

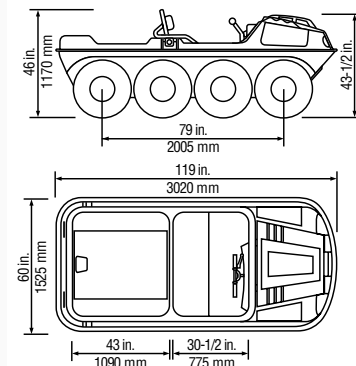
## ARGO 8X8 750 HDi Special Edition

All the features of the standard 750 HDi plus:

- 3-way adjustable suspension seating with rear grab handles
- High / low beam headlights
- Signal / side marker lamps
- Front-mounted horn
- Side view mirror
- 7 pin trailer connection
- Heavy-duty alternator
- Entry step



# Argo 8x8 750 HDi

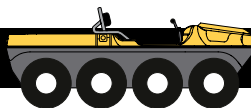
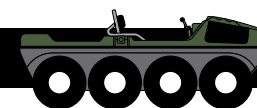


ARGO 8X8 750 HDi / 8X8 700 HD

# Argo 8x8 750 HDi SPECIAL EDITION

### ARGO Limited Warranty

One year for vehicles, 3 years for Kohler engines and 2 years for Briggs & Stratton engines.

**6x6 650 HD****8x8 FRONTIER 650****8x8 700 HD****8x8 750 HDi    8x8 750 HDi SE**

ENGINE	Briggs & Stratton Vanguard 2 year warranty	Briggs & Stratton Vanguard 2 year warranty	Kohler Aegis LH 690 3 year warranty	Kohler Aegis LH 775 3 year warranty
TYPE	4 cycle OHV V-Twin gasoline engine, electronic ignition, full pressure lubrication and oil filter			
HORSEPOWER	23	23	26	31
DISPLACEMENT	627cc	627cc	674cc	748cc
COOLING	Air Cooled	Air Cooled	Liquid Cooled	Liquid Cooled
STARTING	Electric/Recoil	Electric/Recoil	Electric	Electric
BRAKES	Hydraulic	Hydraulic	Hydraulic	Hydraulic
STEERING	One-piece ergonomic handlebar steering control with hand brake. For safety and ease of handling, the ARGO steering transmission provides continuous torque to all axles.			
CONTROLS	Right-hand twist grip throttle and dash-mounted choke control (Except HDi models). Light switch and ignition switch.			
LCD DIGITAL GAUGE CLUSTER	Speedometer, Odometer, Voltmeter, Hourmeter, Tachometer, Low Oil Pressure and Parking Brake Reminder Lights		Speedometer, Odometer, Voltmeter, Hourmeter, Tachometer, Engine Coolant Temperature, Low Oil Pressure and Parking Brake Reminder Lights (ARGO 8x8 750 HDi & 750 HDi SE also feature a Check Engine Light)	
CLUTCH	Belt-driven, Continuously Variable Transmission (CVT) maximizes engine power to the transmission.			
TRANSMISSION	ADMIRAL®	Planetary®	ADMIRAL®	ADMIRAL®
DRIVE SYSTEM	Roller chains drive machined sprockets that are spline-fit onto 1 1/4" diameter axles and are protected with triple-sealed greaseable bearings.			
FRAME	Formed steel channel construction, welded for high strength and durability. Polyester powder-coated for lasting protection.			
BODY	Vacuum formed High Molecular Weight Polyethylene			
FULL SKID PLATE	Standard	Optional	Standard	Standard
LOAD CAPACITY¹	700 lbs / 317 kg total²	1,000 lbs / 454 kg total	1,150 lbs / 521 kg total	1,150 lbs / 521 kg total
ON LAND	140 lbs (63 kg) max.			
REAR COMPARTMENT				
ON WATER	500 lbs / 227 kg total	900 lbs / 408 kg total	1,000 lbs / 454 kg total	850 lbs / 386 kg total
TOWING CAPACITY³	1,400 lbs / 635 kg	1,400 lbs / 635 kg	1,800 lbs / 818 kg	1,800 lbs / 818 kg
SEATING CAPACITY⁴	4 persons	6 persons	6 persons	6 persons
ON LAND	2 persons	4 persons	4 persons	4 persons
ON WATER				
FUEL CAPACITY	7.1 US gallons (27 litres) See-through polyethylene fuel tank. 8 hours of operation⁵			
SPEED⁶	22 mph / 35 km per hour	19 mph / 30 km per hour	20 mph / 32 km per hour	20 mph / 32 km per hour
ON LAND	3 mph / 5 km per hour	3 mph / 5 km per hour	3 mph / 5 km per hour	3 mph / 5 km per hour
ON WATER⁷				
SHIPPING WEIGHT	890 lbs / 404 kg	1,050 lbs / 476 kg	1,250 lbs / 570 kg	1,250 lbs / 570 kg
DIMENSIONS (L x W x H) (inches)	95 x 58 x 45.8	119 x 58 x 46.5	119 x 60 x 46	119 x 60 x 46
(mm)	2,413 x 1,473 x 1,163	3,020 x 1,473 x 1,180	3,020 x 1,525 x 1,170	3,020 x 1,525 x 1,170
AXLE BEARING EXTENSIONS	Front - Standard Rear - Standard	Front - Standard Rear - Optional	Front - Standard Rear - Standard	Front - Standard Rear - Standard
TIRES	ARGO AT189 24x10.00-8NHS	ARGO AT189 24x10.00-8NHS	ARGO AT189 25x12.00-9 NHS	ARGO AT189 25x12.00-9 NHS
GROUND PRESSURE	2.1 psi (14.5 kPa) using tires 0.67 psi (4.6 kPa) using tracks			
GROUND CLEARANCE	9.5" (240 mm)	9" (230 mm)	9.5" (240 mm)	9.5" (240 mm)
TIRES	10.5" (265 mm)	10" (255 mm)	10.5" (265 mm)	11" (279 mm)
TRACKS				
OPERATING CONDITIONS	All weather, all terrain, -40°C to +40°C			

- Capacity includes occupants, cargo, outboard motor and fuel, and installed accessories.  
Max. outboard motor size 7.4 kW (9.9 hp).
- Total payload is 700lbs with max. 140lbs allocated to rear compartment.
- Towing capacity is approximate and depends on type of surface, load on vehicle as well as incline.  
Max Hitch Tongue Load (when equipped with hitch) 100 lbs / 45kg for all models
- Subject to rear compartment load capacity limitations.
- Fuel consumption depends on load and operating conditions.
- All speeds are approximate and depend on conditions.
- Always wear approved Personal Floatation Device (PFD) when operating in water or on ice.
- ADMIRAL triple differential steering transmission with dedicated Hi and Low selector; Forward, Neutral, Reverse.
- Planetary differential transmission with High and Low range; Forward, Neutral, Reverse

**AVAILABLE ARGO COLORS**

\*Colors in this brochure are reproduced with great care, but may vary slightly from actual ARGO vehicle colors.



Tundra



Yellow



Black



Blue



Red

Appearance and specifications subject to change without notice.

**COLOR OPTIONS  
FOR ALL STEEL PARTS**

- Textured Black
- Ultra Chrome / Clear Coat
- Zinc / Textured Black
- Zinc / Ultra Chrome / Clear Coat

CUSTOM COATINGS AND COLORS  
ARE AVAILABLE UPON REQUEST.

# PERSONALIZE YOUR ARGO

## ARGO ACCESSORIES

### COMFORT

	6 x 6	8 x 8	8 x 8	8 x 8	8 x 8
	ARGO 650 HD	FRONTIER 650	ARGO 700 HD	ARGO 750 HDi	ARGO 750 HDi SE
Convertible Top	649-51	849-51	849-40	849-40	849-40
Convertible Half-Top	N/A	N/A	849-45	849-45	849-45
Heater	N/A	N/A	848-170	848-170	848-170
Rear Bench Seat	N/A	849-80	849-80	849-80	849-80
Suspension Seats	N/A	N/A	*	*	Included
Windshield	648-79	648-79	848-171	848-171	848-171
Windshield Wiper	648-91	648-91	648-91	648-91	648-91

### CONVENIENCE

Alternator	N/A	N/A	850-54	850-54	Included
Auto Chain Lubrication System	N/A	N/A	850-213	850-213	850-213
Cargo Tie-Down Rings	614-06	614-06	614-06	614-06	614-06
Entry Step	N/A	848-173	848-173	848-173	Included
Gas Can Holder	867-01	867-01	867-01	867-01	867-01
Handrail	639-26	839-35	839-30	839-30	839-30
Helicopter Lift Kit**	865-00	865-00	865-00	865-00	865-00
Mounting Assembly (Brushguard/Winch)	622-107	622-108	622-108	622-108	Included
Outboard Motor Bracket	617-09	617-10	617-10	617-10	617-10
Power Winch	622-110	622-105	622-105	622-105	622-105SE
Receiver Winch (Wiring & Rear Hitch)	622-96	622-96	622-96	622-96	622-96
Remote Control (Winch)	622-106	622-106	622-106	622-106	622-106
Snow Plow Kit	657-21	657-21	657-21	657-21	657-21
Tire Holder	868-01	868-01	868-01	868-01	868-01
Tow Hook Assembly	642-00	642-00	642-00	642-00	Included
Trailer (consult dealer for options)	V-Trailer-11	V-Trailer-11	V-Trailer-11	V-Trailer-11	V-Trailer-11
Trailer Hitch (coupler ball not included)	Included	Included	Included	Included	Included
Utility Bracket	821-25	821-25	821-25	821-25	N/A
Utility Rack	821-35	821-35	821-35	821-35	N/A
Utility Storage Pouch	621-35	621-35	621-35	621-35	621-35

### PROTECTION

Bilge Pump	638-40	638-40	638-40	638-40	638-40
Brake / Tail Lights	624-26	624-10	624-26	624-26	Included
Brushguard	642-50	642-50	642-49	642-49	Included
Brushguard for ROPS	642-80	642-80	642-80	642-80	N/A
Cargo Bedliner	N/A	866-01	866-01	866-01	N/A
Debris Screen	N/A	N/A	848-195	848-195	848-195
Fog Lights	648-92	648-92	648-92	648-92	648-92
Hood Fan	N/A	N/A	602-71	602-71	602-71
Mudflaps	N/A	625-10	625-10	625-10	625-10
Reverse Back-up Alarm Kit	850-99	850-99	850-99	850-99	850-99
Roll Bar	648-15	N/A	N/A	N/A	N/A
Roll Bar Lights	648-90	N/A	N/A	N/A	N/A
Rops c/w 2 Seat Belts	648-47	849-90-2	849-90-2	849-90-2	N/A
Rops & Rear Bench Seat	N/A	849-90-4	849-90-4	849-90-4	N/A
Skid Plate	Included	863-13	Included	Included	Included
Storage Cover	621-21	821-40	821-40	821-40	821-40

### SEARCH & RESCUE

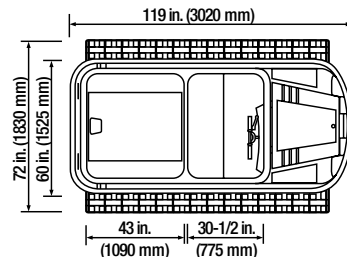
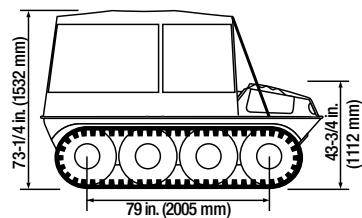
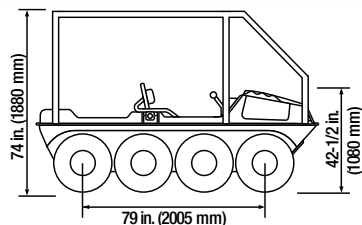
Basket Mount Adapter (For Ferno RE1125)	N/A	N/A	850-101	850-101	N/A
Stretcher - Ferno #9	N/A	N/A	015-3204ARG	015-3204ARG	N/A
Stretcher Frame	N/A	N/A	850-100	850-100	N/A

### TRACKS

Rubber Tracks	625-50	825-50-1	825-50-1	825-50-1	825-50-1
Standard Tracks***	615-43	815-42K	815-42K	815-42K	815-42K
Super Tracks***	625-43	825-42K	825-42K	825-42K	825-42K
Super Track Ice Cleats	625-20	825-21	825-21	825-21	825-21


\* Factory Installed Option \*\*Requires 25" Tires

\*\*\*Standard and Super Tracks require the use of ARGO AT189 24x10.00-8NHS Tires



Vehicle shown with accessories,  
see specification page for base vehicle.  
(ARGO 8x8 750 HDi model shown)

SUPER TRACK: Add 1 in. (25 mm) to vehicle height  
RUBBER TRACK: Adds 1-1/4 in. (32 mm) to vehicle height  
CONV. TOP: 1-1/2 in. (38 mm) less than ROPS height



## COMFORT

### 1 Convertible Top

Protects occupants from the weather. Has removable side and rear doors and stores folded down with boot cover. Requires fold-down windshield. (Optional roll bar light cannot be used with full convertible top).

### 2 Convertible Half-Top

Protects operator and side passenger from the elements. Features removable side and rear doors, allowing easy access to the rear cargo compartment area. Requires fold-down windshield.

### 3 Rear Bench Seat with Back Rest

For 8x8 models only. Features versatile forward or rear facing position for easy entry/exit when the vehicle is equipped with a convertible top. The seat is more comfortable due to greater foam thickness and density.

### 4 Suspension Seats

3-way adjustable suspension seats for increased ride comfort.

### 5 Windshield

Scratch-resistant acrylic in an aluminum frame, features mounting hole for the optional windshield wiper accessory.

### 6 Windshield Wiper

Complete with everything needed to assemble and fit to your ARGO Windshield. The Wiper Motor mounts quickly and easily, requiring no drilling on newer style predrilled windshields.

## CONVENIENCE

### Cargo Tie-Down Rings

(Not shown) Six rings mount around the rear compartment (four rings for 6x6 models).

### 7 Entry Step

Convenient and easy access to the vehicle. Can be mounted in four different positions.

### 8 Gas Can Holder

Adjustable gas can holder mounted at the rear of the vehicle.

### 9 Handrails

Tubular steel rails mount around the body, providing hand-hold points for rear passengers.

### 10 Helicopter Lift Kit

Axle mounted at 4 corners, quick release point for helicopter sling connection.