

Dahlsens SINCE 1877

KITCHENS



1300 DAHLENS
www.dahlsens.com.au

Dahlsens SINCE 1877

For the builder and
serious home renovator

Start your kitchen project today...

Custom made to suit your style

Our kitchen collection offers a wide range of great styles at affordable prices. Whether it's Classic, Contemporary or Traditional, we have something for you. We provide Australian custom made kitchens that offer you the ultimate choice in versatility and flexibility.

Prices to suit all budgets and tastes

How do you determine your budget? Our in-store kitchen designers are here to guide you when choosing your kitchen. By knowing your budget, we can make sure you have a great kitchen design with a price to suit. With options for DIY or installed by a professional, there's something for all budgets.

Speak to us about your kitchen project

Renovating or building a new kitchen? Are you a builder or thinking of doing it yourself? Drop in to your local Dahlsens store and speak to our instore kitchen designers or visit our website at www.dahlsens.com.au.

About Us

With over 130 years of experience in building and renovating homes we are sure that our team of experienced kitchen designers can achieve the best results when making this important decision.

Inside Dahlsens Kitchens

Choosing your kitchen	P.4	Big ideas for small kitchens	P.15
Planning your kitchen	P.5	Laundry	P.16
Measuring your kitchen	P.6	Benchtops	P.18
Contemporary	P.8	Cabinets & drawer storage	P.20
Classic	P.10	Door styles & colour range	P.22
Traditional	P.12	Ways to shop	P.23



Choosing your kitchen is simple



1.

Choose your kitchen

Be inspired by our in-store kitchens and visit www.dahlsens.com.au for the ultimate guide in selecting the right look for you.



2.

Free consultation

Make a personal appointment with one of our consultants, bring your measurements to us, or we can come to you.



3.

Design your vision

We will create a 3D drawing of your vision – a space to fit your personality and lifestyle.



4.

Delivery and Installation

When you're 100% certain of your kitchen, we will order and deliver it to you. You can arrange your own installation – or we can arrange it for you.

Planning your kitchen

A well planned area divides the space into three activity zones, storage, washing and cooking. We move between these points at least once a day, so it's good to have everything within reach when preparing a meal.

Dahlsens recommends you use registered plumbers and electricians when connecting or disconnecting any appliances.



- 1 Storage
- 2 Washing
- 3 Cooking

Storage

Think about how much storage you need, but remember most people never have enough! There are clever solutions to help all tastes from cupboards with space saving internal accessories, to drawers and tall pantry units. Remember to note which way your fridge opens and how deep it is as this can affect its placement.

Washing

Place your bin and dishwasher near to your sink. The dirty dishes can then be scraped, rinsed and stacked neatly in the dishwasher.

Cooking


Leave a minimum space of 400mm between the cooktop and any wall or tall cupboard. It's a good idea to leave enough room for your chopping board between the sink and cooktop, making food preparation easy. Ovens can go under the benchtop, stand alone or in a wall oven tower, but remember to have your benchtop close by to put down that hot pan.

ONLINE 3D KITCHEN PLANNER
NOW AVAILABLE

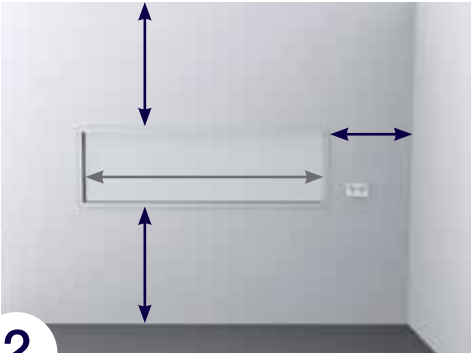
kitchenplanner.dahlsens.com.au




Measuring your kitchen



1. First, measure the width and height of each wall.



2. Windows and doors need to be measured and their positions marked on your drawing. The distance from floor level is particularly important if you want to place units below the window. Take care to note how they open.

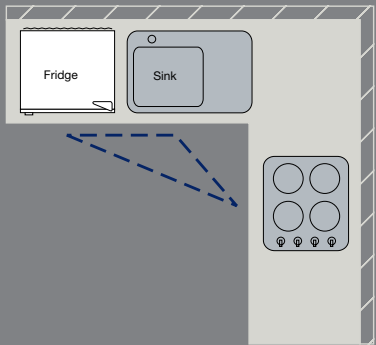


3. Mark any other fixed items on your plan such as existing power points and switches, gas pipes, water pipes and heating vents.

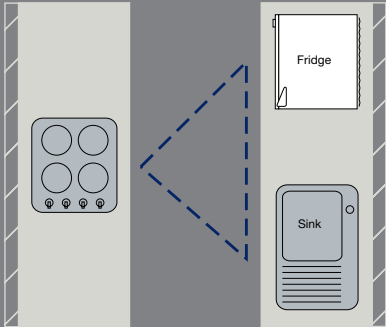
4. Remember, if you are going to keep existing appliances, take a note of their measurements

Typical kitchen design layouts

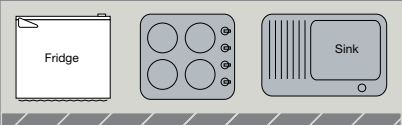
L Shape



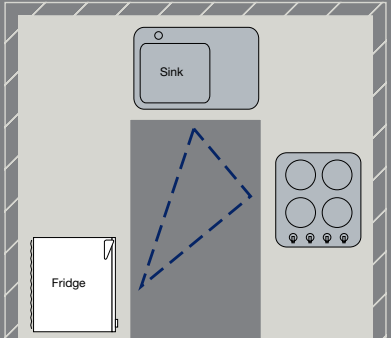
Galley



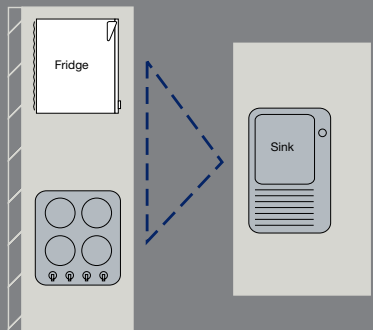
Straight Run



U Shape



Island



**CATERING FOR ALL TASTES—
CONTEMPORARY,
CLASSIC AND
TRADITIONAL**

Our Recipe for Success encompasses a wide range of the best designs: Classic, Contemporary, Traditional, Small Spaces.



Contemporary

Our Contemporary kitchens have simple clean lines and offer an uncluttered look. Modern, minimalist and geometric shapes work with sleek worktops and gorgeous glass splashbacks to give a stylish finish.

Kitchens are becoming part of our living space and contemporary styles lend themselves to blending with modern day furniture.

Below:
Glossy reflective finishes work with textured timber grains.



Bottom Right:
Long bar handles create a great design statement.





Classic

Timeless Classic kitchens appeal to those who like both traditional and contemporary. Shaker style kitchens keep the clean line and epitomise ‘function and form’ design ideas.

Friends and families can all enjoy this classic approach.

Below:
Utilise under cabinet lighting for extra ambience.

Bottom Right:
Stainless steel appliances enhance the natural oak effect.



Islands add a great focal point



Traditional

Traditional kitchens require attention to detail and are usually seen in perfect symmetry and balance. Mouldings and fluted columns can be used to enhance the feel.

Caesarstone benchtops add a wow factor with the upstand and splashback completing the look.

Use fresh colours to really bring your kitchen to life



Top Right:
Add glass overhead units to show off cherished items.



Bottom Right:
Create great looking wine storage to fit with this traditional style.

BIG IDEAS FOR SMALL KITCHENS

Incorporate innovative storage solutions into your design



Big ideas for small kitchens

Apartment living presents some wonderful challenges in kitchen design. Double stacked kitchen cabinets help to create more versatile storage.

Get a breakfast bar to double as a workbench and keep handles simple or lose them altogether.

Make it a priority to get as much storage in there as possible and prove that even the smallest kitchen can be the smartest room in the house.

White walls contrast well with darker cabinet colours adding to perceived space and horizontal woodgrains help to spread the perception of increased size.

Wall space is utilised by a contemporary shelving unit holding jars of spices and dry goods.



Below Left, Middle & Right:
Space saving accessories add more room on your benchtop.



Visit www.dahlsens.com.au Phone 1300 324 573



Dahlsens SINCE 1977

Laundry

Get smart with your laundry storage. Front loading washers and dryers can be placed below benchtops giving you space to sort clothes. Overhead units make safe spaces to store detergents and built-in laundry hampers hide dirty linen.

Renovating your kitchen?

Why not update your laundry at the same time? Not only will it help with the new style that you have created in your kitchen, but having one lot of tradesmen in your home gets the job done quicker!



Colourful cabinets add interest and create an appealing space

ALL THE ESSENTIAL INGREDIENTS

Benchtops, cabinets & drawers, storage, handles & doors



ONLINE 3D KITCHEN PLANNER
NOW AVAILABLE

kitchenplanner.dahlsens.com.au



Benchtops

Laminate benchtops provide a hard wearing, low maintenance and non-porous surface making food preparation and cooking a pleasure. Classic, contemporary, traditional - whatever your preference, impeccable manufacturing and practical functionality are the hallmarks of our ranges.

DIAMONDGLOSS®

DIAMONDGLOSS® surfaces are a premium range of high gloss laminates. With exceptional scuff resistance and brilliant lustre, the Laminex DIAMONDGLOSS® surfaces range is superior to traditional gloss laminates and ideal for both horizontal and vertical applications.

Laminex®
Inspire your space



28 COLOURS AVAILABLE IN GLOSS LAMINATES

Matt laminate

Matt laminate provides a 'flatter' look allowing other colours to contrast well. For even harder wearing requirements a matt finish may prove beneficial.


polytec **Laminex®**
Inspire your space



**MANY MORE STYLES OF LAMINATE
TO CHOOSE FROM IN-STORE**

Edge profiles

When choosing the style of your benchtop, the edge profile can change the look and finish of your design. Square edge, bevel, bullnose.... our consultants can advise to guide you through the process.



Caesarstone

The beauty, quality and durability of Caesarstone's vast range of quartz surfaces make them the perfect choice for every lifestyle. Caesarstone Quartz Surfaces deliver the perfect harmony between sustainability and style without compromise.



Caesarstone surfaces comprise 93% natural quartz - one of nature's strongest minerals and offers the ultimate combination of form and function. With its comprehensive warranty; and stain, scratch, and heat-resistant properties, Caesarstone is the perfect choice for carefree kitchen benchtops.



**CHOOSE FROM 40
CAESARSTONE COLOURS**



Caring for your benchtop

Benchtop materials are hardy, but you're investing in the most important room in your home. Here are some essential tips to a long lasting 'as new' appearance



Protect from scratches and cuts. It's simple but we encourage the use of chopping boards. Without one, over time slices can create a grooved surface, leaving crevices for bacteria to grow in.



For every day cleaning use a mild household cleaner simply apply a small amount to the surface, and rub with a sponge or Scotch-Brite in a circular motion.



If you can't stand the heat... Your bench top is not a place for extremely hot appliances, pots & pans. It's best to leave your hot appliances on the stove top, and transfer your food to another dish before placing it on your bench top.

Visit www.dahlsens.com.au Phone 1300 324 573



Dahlsens

Cabinets & drawer storage

Get organised

What amount of storage space do you need? Knowing how much 'stuff' you want storage for in your cabinets, will help you get an understanding of the amount of cabinet space you'll need.



This page:
Space saving accessories built into your cabinets and drawers remove clutter from benchtops. This allows easier use of your kitchen space.



Middle Left:
Use a utensil organiser to access your most used utensils without rummaging through drawers.

Roller doors create great storage for appliances and keep benchtops clutter free




Doors & colour range

Thermolaminated door styles/range shown below.
We also offer melamine, veneer and 2-Pac doors.



Colour range

Thermolaminated doors



In addition to the colour range above, below is the Melamine finish Polytec and Laminex range.



22 STANDARD BENCHTOP COLOURS AVAILABLE

Visit www.dahlsens.com.au Phone 1300 324 573



PICK UP YOUR FREE DAHLENS PLANNING GUIDE IN-STORE TODAY

Our Design Consultants are here to help organise your space, but get a head start with our free Planning Guide.

WAYS TO SHOP

How do I book an appointment with a Design Consultant?

- Visit your local Store
- Call 1300 DAHLENS (1300 324 573)
- Online bookings can be made through our website www.dahlsens.com.au

Dahlsens Services



We use the latest technology to visualise your dream kitchen



Our consultants can visit your home – at no extra cost



Our **NEW** 10 Year warranty gives you peace of mind



See in-store for finance options



We can arrange delivery to your home to make it easy all the way

ONLINE 3D KITCHEN PLANNER NOW AVAILABLE

kitchenplanner.dahlsens.com.au



Every effort is made to ensure that items pictured in this brochure are available at the time of publication. Unless otherwise stated accessories shown are not included in the kitchen price. Due to the printing process, colours in this brochure may differ to the actual item. Kitchen displays will vary by store however any kitchen featured in this publication can be ordered from any of our kitchen stores. Please refer to Dahlsens Terms & Conditions.



Dahlsens SINCE 1977

ONLINE 3D KITCHEN PLANNER
NOW AVAILABLE



kitchenplanner.dahlsens.com.au



Dahlsens Kitchen Showroom locations

Albury

58-98 Bennu Circuit
Airport Industrial Estate
P: 02 6043 1733
alburykitchens@dahlsens.com.au

Bairnsdale

19 Dalmahoy Street
P: 03 5150 1100
bairnsdalekitchens@dahlsens.com.au

Ballarat

63 Albert Street, Sebastopol
P: 03 5335 8111
ballaratkitchens@dahlsens.com.au

Echuca

Ogilvie Ave
P: 03 5482 3977
echucakitchens@dahlsens.com.au

Mildura

973-1029 Benetook Avenue
P: 03 5023 1111
mildurakitchens@dahlsens.com.au

Sale

48 Macarthur Street
P: 03 5144 2422
salekitchens@dahlsens.com.au

Swan Hill

Karinie Street
P: 03 5032 9322
swanhillkitchens@dahlsens.com.au

Traralgon

Cnr Rocla Road & Princes Highway
P: 03 5175 6400
traralgonkitchens@dahlsens.com.au

Warragul

9-12 June Court
P: 03 5623 9100
warragulkitchens@dahlsens.com.au

www.dahlsens.com.au

1300 324 573

Dahlsens SINCE 1977

For the builder and
serious home renovator

